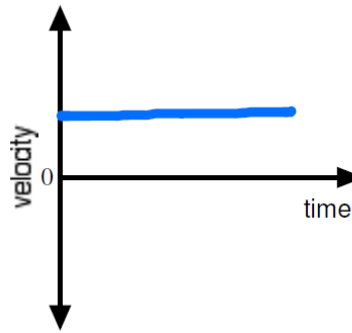


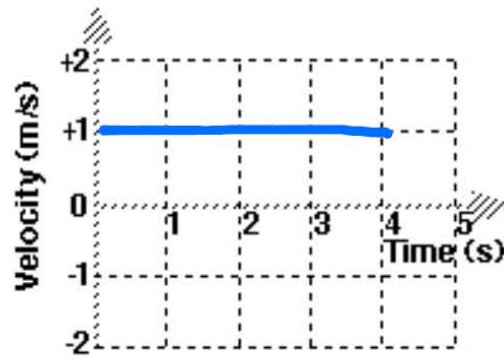
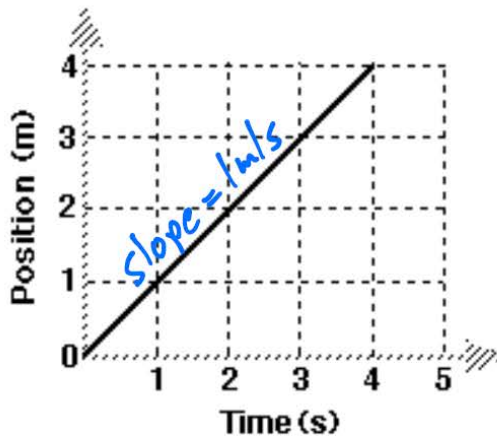
# UNIT I Worksheet 4

Sketch velocity vs time graphs corresponding to the following descriptions of the motion of an object.

1. The object is moving in the positive direction at a constant (steady) speed.



5.



9. To rank the following, you may need to look at the key ideas sheet for the difference between *displacement* and *odometer reading*.

Most positive  $\rightarrow$  1 C 2 D

you do the rest!!!