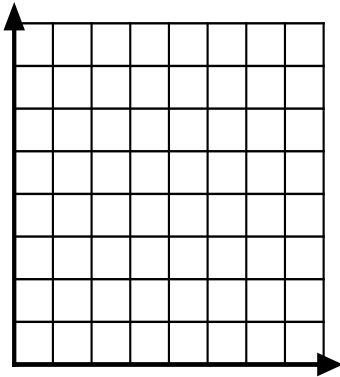


**Graphing Notes**

Example 1:

X	y
1	2
2	4
3	6

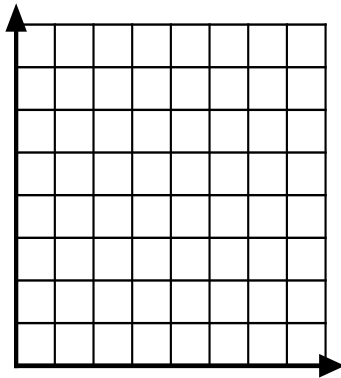
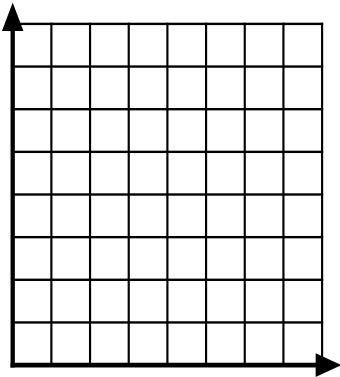


Relationship:

Equation:

Example 2:

X	y
1	1
4	2
9	3



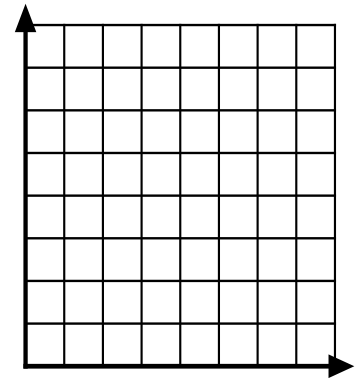
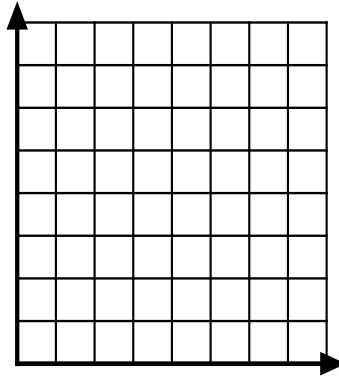
Relationship:

Modification:

Equation:

Example 3:

d (m)	P (Pa)
0	0
2	1
4	4
6	9



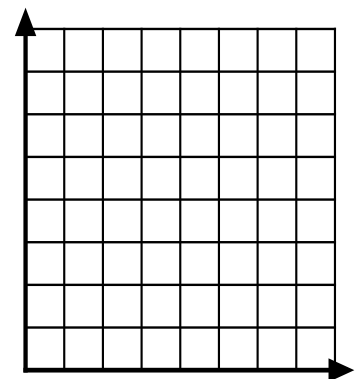
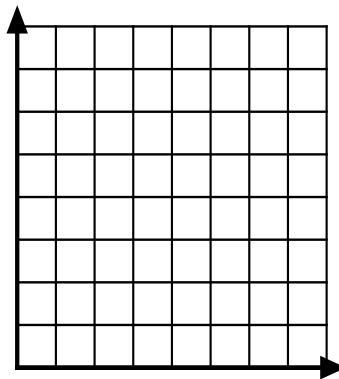
Relationship:

Modification:

Equation:

Example 4:

t (yrs)	h (m)
1	4
2	2.5
3	2
6	1.5



Relationship:

Modification:

Equation: